

You must make a Quick Payment for your first payment before you can set up a recurring payment




LOG IN

QUICK PAY

* Required Fields

* Phone Number

* Confirm Phone Number

<input type="checkbox"/> I'm not a robot <small>reCAPTCHA is changing its terms of service. Take action.</small>	 reCAPTCHA
---	--

Quick Pay

You must enter the account holder name & payment description to continue under “Payment Type”

Payment Home

On the following screen, the payer will be prompted to enter the required information before continuing to make a payment.

The fields marked in red are all required as well as the field “Payment Type”.

Click the [Enter Link](#) next to the Payment Method Box to choose check or debit/credit card

Tennessee Wesleyan University Home

*** Required Fields**

Home

*** Student Legal Name(s)**
[Red border] **▲ This field is required.**

Phone
[optional] Mobile ▾

*** Email**
[Red border] **▲ This field is required.**

*** Country**
United States ▾

*** City**
[Red border] **▲ This field is required.**

*** Address**
[Red border] **▲ This field is required.**

*** State**
Select State ▾ **▲ State is required.**

Address2
[optional]

*** ZIP Code**
[Red border] **▲ This field is required.**

*** Payment Amount**
\$ [Red border] **▲ Payment amount must be at least \$4.00**

Payment Type
Select Option ▾ **▲ This field is required.**

*** Payment Method *Please click Enter** **Enter**
[Red border] **▲ The Payment Method field is required.**

*** Pay Date**
4/13/2026

Student ID(s) (if known)
[optional]

Continue to Payment

Adding a Payment Method

Payers must enter a valid checking/savings account or credit/debit card before proceeding with making a payment.

BANK ACCOUNT

Account Type

Banking Type

Name on the Account

Routing Number

Account #

Re-enter Account #

Pay to the Order of

Routing Number **Account Number**





Make sure to use your bank account number, not your ATM or Debit card number.

By selecting "Agree and Enter Account", you authorize the information you've provided on the above account to be used for creation of a charge to the account listed above. You also affirm that the information you provided is correct, that you are a signer on the account above and there are available funds to cover the amount of any transactions that you authorize.

Agree and Enter Account

CREDIT CARD

Full Name on Card

Card Number    

Expiration Date **Security Code** (3 or 4 digits)

Country **City**

Street Address **State**

Street Address Line 2 **ZIP Code** (optional)

By selecting "Agree and Enter Account", you authorize the information you've provided on the above account to be used for creation of a charge to the account listed above. You also affirm that the information you provided is correct, that you are a signer on the account above and there are available funds to cover the amount of any transactions that you authorize.

Agree and Enter Account

Verify Payment

The Verify Payment screen gives the payer an opportunity to review payment summary before clicking Make Payment.

The payer is required to agree to the displayed Terms and Conditions.

The screenshot shows the 'Verify Payment' interface. At the top, there is a navigation bar with the Tennessee Wesleyan logo and 'Home' link. Below this is a blue header with 'Verify Payment' and a 'Required Fields' indicator. The main content area is divided into several sections:

- PAYMENT SUMMARY:** Shows 1 payment for \$150.00. The payment method is 'OLD NATIONAL BANK ****3456' and the payment date is '4/13/2026'. A note states: 'Payments confirmed before Monday, April 13, 2026 6:00 PM CST will be posted on Tuesday, April 14, 2026. Payments confirmed after Monday, April 13, 2026 6:00 PM CST will be posted on Wednesday, April 15, 2026.'
- Payer Terms & Conditions for Bill Payment Portal Service:** A scrollable area containing the university's terms and conditions, including a section for 'BPP SERVICE'. A 'Print Terms and Conditions' link is provided below.
- Student Legal Name(s):** A text field containing 'Griffin Etlicher'.
- Email:** A text field containing 'nicholas.etlicher@deluxe.com'.
- Name & Address Information:** A section with a checkbox and text: 'By checking this box you agree to the terms and conditions stated above. By clicking the Make Payment button I, Nick Etlicher, confirm that today, Monday April 13, 2026, I am authorizing a one-time debit from my Checking account ending in ****3456 in the amount of 150.00 to be remitted to Tennessee Wesleyan University. This debit will occur on or after Tuesday, April 14, 2026. If you have any questions regarding this transaction request, please call 423-746-5228.'
- Buttons:** A green 'Make Payment' button and a blue 'Cancel' button.
- Footer:** A 'PAYMENT DETAILS' link and an 'Export' link.

Payments made after 6:00pm CT or on a weekend or Federal holiday will be processed on the next business day.

Once your first Quick Payment is made then you can click the link to Enroll for monthly payments

Confirmation

Thank You! Your payment has been made.

[Print Confirmation Page](#)

John Doe

204 E COLLEGE ST
ATHENS, TN 37303

Payment Date	4/28/2026
Payment Method *Please click Enter	OLD NATIONAL BANK *****3254
Total Payment	\$5.00

Payments confirmed before Tuesday, April 28, 2026 6:00 PM CST will be posted on Wednesday, April 29, 2026. Payments confirmed after Tuesday, April 28, 2026 6:00 PM CST will be posted on Thursday, April 30, 2026.

If you have any further questions about payments to Tennessee Wesleyan University, please contact our office at 423-746-5228 .

Account Number	Confirmation #	Payment Amount
4237465217	3100327943	\$5.00

[Enroll With Your Current Information](#)

[Return to Home](#)

[Log Out](#)



Click this link to set up an account for recurring monthly payments

Click Continue to Login & Password

Name

* Student Legal Name(s)

Billing Address

* Country

* Address

Address2

* City

* State

* ZIP Code

Contact Info

Mobile Phone

[Add Another Telephone Number](#)

* Email

[Add Another Email Address](#)



Continue to Login & Password

Create your Login ID and Password

Create an Account

*** Login ID**

*** Password**

Passwords must have at least 8 characters and have at least 3 of the following:

- 1 or more numbers
- 1 or more uppercase characters
- 1 or more lowercase characters

Passwords can include only the special characters: *+./=?^_{}~!@\$

Passwords cannot include:

- the last 3 passwords
- your name
- your Login ID

*** Re-enter password, just to be sure**

Choose your security image

Choose a Security Image and give it a label

You'll see your selected security image and label in email notifications. When you see your image and label on a notification, you can be sure it is from us.



* Give your image a label

Choose your security questions and Click Continue to Terms of Service

Choose Your Security Questions

We'll use these questions to help verify your identity if you forget your login credentials. Make sure you give answers that you can easily remember. Responses are case-sensitive.

Question 1

* Answer 1

Question 2

* Answer 2

[Go Back](#)

[Continue to Terms of Service](#)



Account Setup

✓ PROFILE

✓ LOGIN & PASSWORD

TERMS OF SERVICE

PAYMENT ACCOUNTS

* Required Fields

[Terms of Service](#) *

* By clicking this box, you are enrolling in this service and have read and agree to the [Terms of Service](#) for this site.




[Go Back](#)

[Continue To Payment Accounts](#)



Add your banking information and the Click Agree and Add Account Box

 **BANK ACCOUNT** ▼

*** Account Type**
 Personal Business

*** Banking Type**
 Checking Account Savings Account

*** Give This Account a Nickname**

*** Name on the Account**

*** Routing Number**
 OLD NATIONAL BANK

*** Account #**

*** Re-enter Account #**

Pay to the Order of _____

⑆ 123456789 ⑆ 000123456 ⑆ 1111

Routing Number **Account Number**

Make sure to use your bank account number, not your ATM or Debit card number.

By selecting "Agree and Add Account", you authorize the information you've provided on the above account to be used for creation of a charge to the account listed above. You also affirm that the information you provided is correct, that you are a signer on the account above and there are available funds to cover the amount of any transactions that you authorize.


*** Agree and Add Account**



Click Finish Enrollment

By selecting "Agree and Add Account", you authorize the information you've provided on the above account to be used for creation of a charge to the account listed above. You also affirm that the information you provided is correct, that you are a signer on the account above and there are available funds to cover the amount of any transactions that you authorize.

Agree and Add Account

 CREDIT OR DEBIT CARD

 ADD LATER

[Go Back](#)

[Finish Enrollment](#)



Activate your account using the link in your email and then go back to the Login screen



Your Account is Set Up!

Activate Your Account

We've sent an activation link to kmartin@tnwesleyan.edu. Click the link in the email to validate your email address and activate your account with us. If you don't see an email from us, check your "Spam" or "Junk" folders.

After activating your account, click below "Account Login" link to login

[Account Login](#)



Click the Login Tab at the Top of the screen and enter your Login ID and Password that you created.

If you forget your login or password, you can always click the Links below for Forgot Login ID and Password Help.



LOG IN

QUICK PAY

Welcome to the Tennessee Wesleyan University Payment Portal!

* Required Fields

* Login ID

* Password

[Forgot your Login ID?](#)
[Password Help?](#)

Log In



Click the AutoPay Link at the Top once you login



* Required Fields

Home

Account Number

4237465217

* Payment Amount

\$

Payment Type

Select Option

* Payment Method *Please click Enter

[+ Enter](#)

Tuition OLD NATIONAL BANK *****6789

* Pay Date

4/28/2026

Student ID(s) (If known)

(optional)

Click on the Create New Recurring Payment Link


AutoPay

Recurring Payment

Recurring Payment Message

Recurring Payment will begin following the first billing cycle after you have set up the Recurring Payment (which could be up to 30 days). Continue to pay as usual until you receive an email notifying you the Recurring Payments are being processed.

 [Create New Recurring Payment](#)



Create a name for your payment and Click Continue

Recurring Payment Setup

PAYMENT INFO

SCHEDULE

PAYMENT METHOD

AUTHORIZATIONS

REVIEW

* Payment Name

Fall 2026 Tuition

* Select Account Number

4237465217

Recurring Payment for Account Number 4237465217

Recurring Payment will begin following the first billing cycle after you have set up the Recurring Payment (which could be up to 30 days). Continue to pay as usual until you receive an email notifying you the Recurring Payments are being processed.

Continue



Set up your payments as recurring by selecting the date you would like to make your payment, the amount for each payment, and the number of payments. Click Continue

When would you like to make your payment?

Day of the Month

Select a valid starting date using the calendar

5/15/2026



Recurring Payment will execute on the specific date of the month that was selected during setup.

Payment Amount

Fixed Amount

Pay \$ 200.00 each time.

Recurring Payment will pay a specific amount.

Keep Making This Payment Until

I Stop The Payment

Number of Payments

Specific Date

This number of payments have been made 10

Recurring Payment will execute for the specified number of payments entered here.

Choose the bank account you would like to use to pay

Recurring Payment Setup

✓ PAYMENT INFO

✓ SCHEDULE

PAYMENT METHOD

AUTHORIZATIONS

REVIEW

Payment Method *Please click Enter

[+ Add](#)

Tuition OLD NATIONAL BANK *****6789

Check the box for the terms and conditions and Click Continue

Recurring Payment Setup

- ✓ PAYMENT INFO
- ✓ SCHEDULE
- ✓ PAYMENT METHOD
- AUTHORIZATIONS**
- REVIEW

Billing Authorization

[Print Authorization](#)

I authorize Tennessee Wesleyan University to automatically initiate entries to my financial account listed above in this authorization, for payments to my Tennessee Wesleyan University account 4237465217 at the stated times listed above.

I further authorize the Financial Institution to accept these debit entries as valid debit activities under my account. Proof of the payment will appear on my financial account statement as one charge to Tennessee Wesleyan University. My authorization will remain in effect for the length of time stated above or until I cancel it online and give Tennessee Wesleyan University a reasonable opportunity to act.

Your Recurring Payment will be initiated and a payment made either after an invoice is rendered, or on a date selected during setup. In the event that no invoice is rendered or the date you select is prior to the posting of an invoice (except for specific date for a fixed amount, which doesn't need a new invoice rendered), then the Recurring Payment will not be made. We are not responsible for a Recurring Payment where no invoice is in the system against which a Recurring Payment can be processed.

By checking this box you agree to the terms and conditions stated above.

[Go Back](#)

Continue



Once you verify everything looks correct Click Finish

Recurring Payment Setup

- ✓ PAYMENT INFO
- ✓ SCHEDULE
- ✓ PAYMENT METHOD
- ✓ AUTHORIZATIONS
- REVIEW**

Fall 2026 Tuition

Payment Amount

\$200.00

Payment Date

5/15/2026

Payment Schedule

\$200.00 will be paid every month on the 15th

Pay Until

10 payments have been made.

Account Number

4237465217

Payment Method

 Tuition OLD NATIONAL BANK *****6789

[Go Back](#)

Finish

