


Payor Experience

From the TWU Pay site, the payer will enter and confirm their Phone Number and click the Quick Pay button to continue.


 Tennessee Wesleyan UNIVERSITY [Home Page](#) [Student My Portal](#)

[LOG IN](#) [QUICK PAY](#) Welcome to the Tennessee Wesleyan University Payment Portal!

*** Required Fields**

*** Phone Number**

*** Confirm Phone Number**

I'm not a robot
reCAPTCHA is changing its terms of service.
[Take action.](#)  reCAPTCHA

[Quick Pay](#)

Payment Home

On the following screen, the payer will be prompted to enter the required information before continuing to make a payment.

The fields marked in red are all required as well as the field “Payment Type”.

Click the [Enter Link](#) next to the Payment Method Box to choose check or debit/credit card

You must enter the account holder name and payment description under the “Payment Type”

Tennessee Wesleyan UNIVERSITY Home

*** Required Fields**

Home

*** Student Legal Name(s)**
[Red border]
▲ This field is required.

Phone
(optional) Mobile ▾

*** Email**
[Red border]
▲ This field is required.

*** Country**
United States ▾

*** City**
[Red border]
▲ This field is required.

*** Address**
[Red border]
▲ This field is required.

*** State**
Select State ▾
▲ State is required.

Address2
(optional)

*** ZIP Code**
[Red border]
▲ This field is required.

*** Payment Amount**
\$ [Red border]
Payment amount must be at least \$4.00

Payment Type
Select Option ▾
Enter

*** Payment Method *Please click Enter**
[Red border]
▲ The Payment Method field is required.
Enter

*** Pay Date**
4/13/2026
Calendar icon

Student ID(s) (If known)
(optional)

[Continue to Payment](#)

Adding a Payment Method

Payers must enter a valid checking/savings account or credit/debit card before proceeding with making a payment.

BANK ACCOUNT

Account Type

Banking Type

Name on the Account

Routing Number

Account #

Re-enter Account #

Pay to the Order of _____

⑆ 123456789 ⑆ 000123456 ⑆ 1111





Routing Number Account Number

Make sure to use your bank account number, not your ATM or Debit card number.

Agree and Enter Account

CREDIT CARD

Full Name on Card

Card Number    

Expiration Date **Security Code**

Country **City**

Street Address **State**

Street Address Line 2 **ZIP Code**

By selecting 'Agree and Enter Account', you authorize the information you've provided on the above account to be used for creation of a charge to the account listed above. You also affirm that the information you provided is correct, that you are a signer on the account above and there are available funds to cover the amount of any transactions that you authorize.

Agree and Enter Account

Verify Payment

The Verify Payment screen gives the payer an opportunity to review payment summary before clicking Make Payment.

The payer is required to agree to the displayed Terms and Conditions.

The screenshot shows the 'Verify Payment' interface. At the top, the Tennessee Wesleyan logo and 'Home' link are visible. A blue header bar contains the title 'Verify Payment'. Below this, a 'PAYMENT SUMMARY' box displays '1 Payment' for '\$150.00'. The payment method is 'OLD NATIONAL BANK ****3456' and the payment date is '4/13/2026'. A note states: 'Payments confirmed before Monday, April 13, 2026 6:00 PM CST will be posted on Tuesday, April 14, 2026. Payments confirmed after Monday, April 13, 2026 6:00 PM CST will be posted on Wednesday, April 15, 2026.' To the right, a scrollable area shows 'Payer Terms & Conditions for Bill Payment Portal Service'. Below the summary, the 'Student Legal Name(s)' is 'Griffin Etlicher' and the 'Email' is 'nicholas.etlicher@deluxe.com'. A checkbox is checked, indicating agreement to the terms. A 'Make Payment' button is prominent, with a 'Cancel' link nearby. At the bottom, there is a 'PAYMENT DETAILS' section and an 'Export' link.

Payments made after 6:00pm CT or on a weekend or Federal holiday will be processed on the next business day.