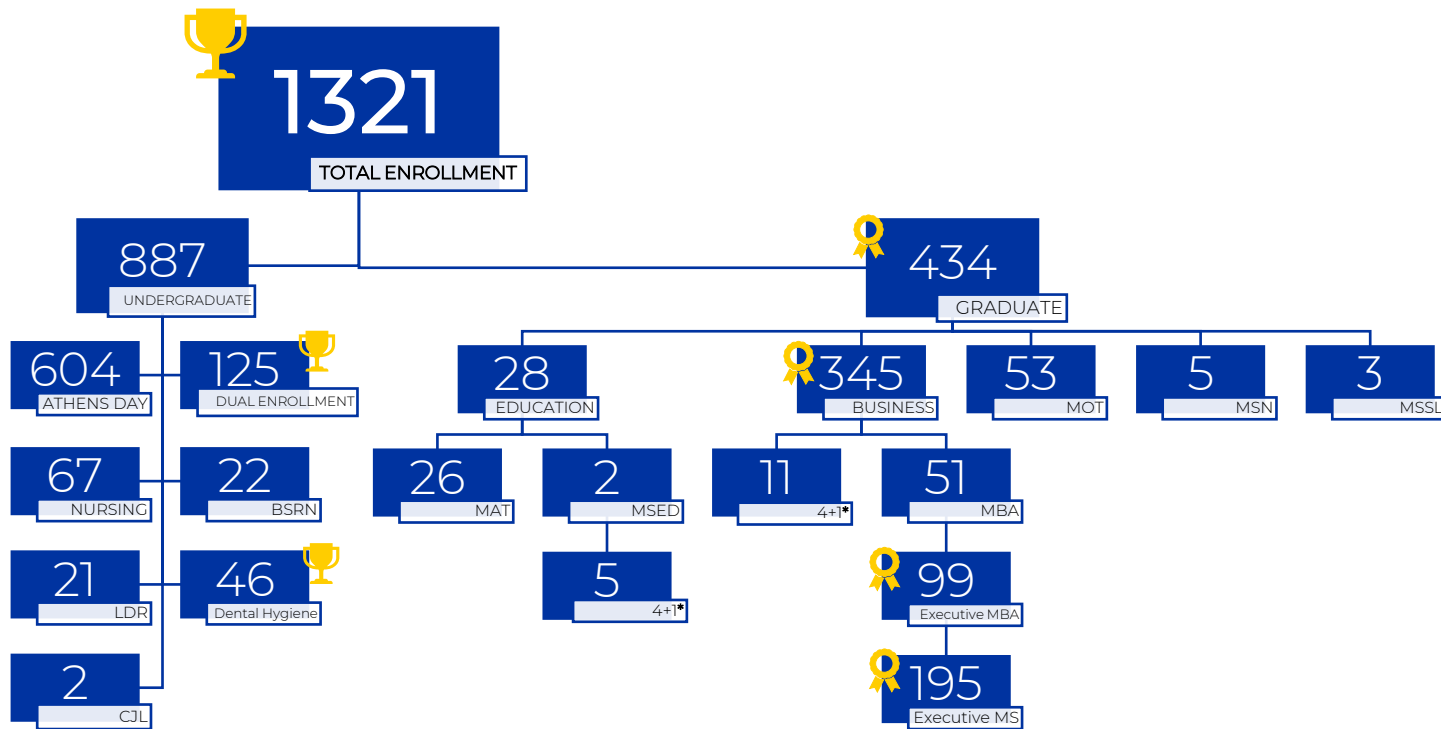



ENROLLMENT BY THE NUMBERS

SPRING 2026



 Spring Record

 Institutional Record

*Not included in total count

2025 FIRST-TIME IN POST-SECONDARY COHORT RETENTION RATE

85%

Full-Time = 170/201

2025 TRANSFER COHORT RETENTION RATE

95%

All = 121/127

97% for Traditional Transfer Cohort


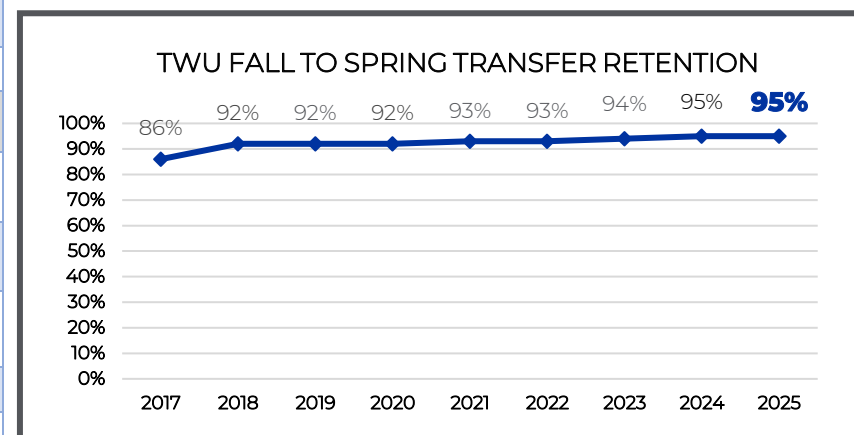
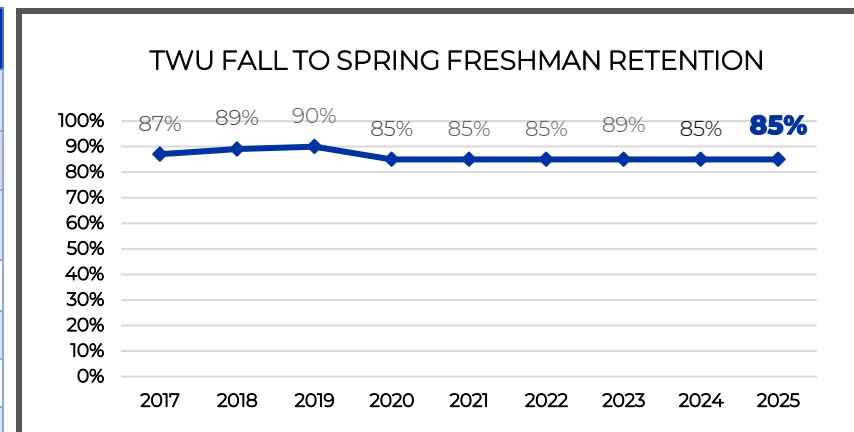
TOP MAJORS FOR UG SPRING COHORTS

1. Nursing
2. Education
3. Social Work
4. Leadership
5. Communications

2026 NEW STUDENTS



ENROLLMENT TRENDS BY PROGRAM					
	Spring 2025	Spring 2026	% Change	Budgeted	Budget Progress
UNDUPLICATED (ALL STUDENTS)	1181	1321	12%		
ATHENS DAY	598 (FT) 26 (PT), 169 hrs	579 (FT) 25 (PT), 196 hrs	-3%	537	+42
NURSING	85	67	-21%	77	-10
BSRN	37	22	-40%	35	-13
Dental Hygiene	41	46	+12%	43	+3
Leadership (Formerly ME)	21 Fall: 276 hrs Spring: 222 hrs	21 Fall: 270 hrs Spring: 231 hrs	0%	792 hrs (year)	63% towards goal
CJL	4	2	-50%	2	+0
UNDUPLICATED GRADUATE (ALL)	304	433	+43%		
MBA	29 Fall: 207 hrs Spring: 219 hrs	51 Fall: 444 hrs Spring: 378 hrs	+76%	600 hrs (year)	137% towards goal
EXECUTIVE (ALL)	161 Fall: 766 hrs Spring: 1108 hrs	294 Fall: 1958 hrs Spring: 2034 hrs	+83%	2700 hrs (year)	148% towards goal
MAT	32 Fall: 213 hrs Spring: 192 hrs	26 Fall: 188 hrs Spring: 169 hrs	-19%	379 hrs (year)	94% towards goal
MOT	62	53	9	61	-8
MSN	6 Fall: 45 hrs Pring: 31 hrs	5 Fall: 42 hrs Spring: 26 hrs	17%	102 hrs (year)	67% towards goal
MSED	2 Fall: 9 hrs Spring 9 hrs	2 Fall: 6 hrs Spring: 6 hrs	0%	21 hrs (year)	57% towards goal
MSSL	12 Fall: 132 hrs Spring: 123 hrs	3 Fall: 42 hrs Spring: 30 hrs	-75%	270 hrs (year)	27% towards goal
4+1 PROGRAMS	12	16	+33%		
DUAL ENROLLMENT	65 Spring: 233 hrs	125 Spring: 496 hrs	+92%		



UG CLASS LEVELS

